


## 5.5 in. 3000K, 600lm LED Surface Mount Downlight - Square

- Low profile, surface mount – mounts flush onto ceiling
- Integrates seamlessly into most 4 in. junction boxes with included mounting plate and screws
- 90 CRI – renders illuminated colors with great accuracy
- ETL wet-rated – ideal for use in bathrooms and other wet locations
- JA8 certified – exceeds California Energy Commission standards
- LED replacement for 50W incandescent downlights
- 3000K – warm white
- Compatible with most commercial dimmers\*
- Energy efficient, long-lasting LED – over 80% reduction in energy costs compared to incandescent downlights
- 50,000 hour rated lifetime
- 5-year limited warranty

\* Dimming range may vary based on dimmer used.





Specifications	
Model	D55-L600-C30-SM-SQ
Part Number	99975
Color Temperature	3000K
Lumen Output	600lm
Wattage	10W
Replacement Equivalent	50W Incandescent equivalent
CRI	90
Efficacy	60lm/W
Beam Angle	100°
Dimmable	Yes
Wet Rated?	Yes
Voltage	120V
Operating Temperature	-20°C to 40°C
Weight	10.72 oz.
Dimensions	5.67 x 1.63 x 5.67 in
Design life	50,000 Hours
Warranty	5-Year Limited Warranty
Energy Star Product Listing	D55-L600-C30-SM-SQ

### Certifications:



# 5.5 in. 3000K, 600lm LED Surface Mount Downlight - Square

## Additional Images:



## Diagrams:

